




How to Make a Tippy Tap



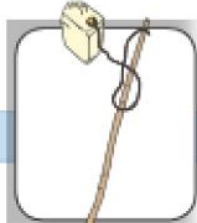
1 The tippy tap needs a hole for the water to pour out of. The hole should be on the side of the container across from the handle. The hole should be a finger length from the top of the container. Find the spot for the hole and make a mark there.



2 Use the candle to heat the point of the nail.



3 When the nail gets hot, press the point against the mark on the container to make a hole.



7 Tie the other end of the long rope to one end of the long stick. Put the cap on the container.



6 Tie a knot in the end of the rope, on the inside of the cap.




5 Put one end of the long rope through the hole in the cap.



4 Make a second hole in the top of the cap.



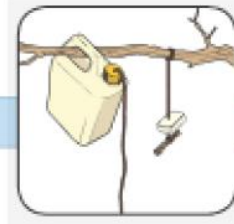
8 Use the nail to make a hole in the center of the soap.



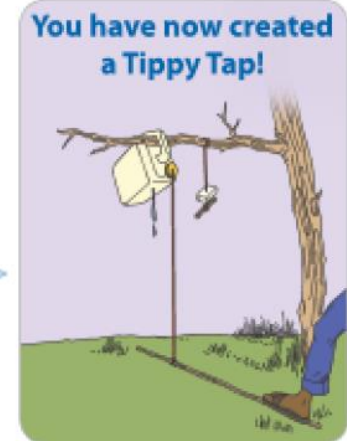
9 Put the short piece of rope through the hole in the soap. Tie a knot around the short stick close to the bar of soap.



10 Fill the container with treated water.



11 Hang the container by its handle. Hang it high enough so the rope holds the end of the long stick off the ground. Hang the soap near the container.



Hang your Tippy Tap in areas where you wash your hands often. Use soap every time you wash your hands.



MAKING A TIPPY TAP

Why are Tippy Taps useful?

- They are a convenient way to wash your hands.
- They don't use much water.
- They help to keep your hands clean.
- They help to prevent diseases.

What do you need to make a Tippy Tap?

There are different styles of Tippy Taps. Yours may be slightly different from the one pictured.

- A plastic container with a handle and a cap.
- A way to hang the Tippy Tap—from a rope or from a tree.
- Water!
- Soap for hand washing.
- A heated nail to make a hole in the container for the water to pour out.
- A rope to pull on the cap so that water flows out.
- The foot pedal is optional—you can also just pull on the rope.
- Additional items on the CDC list

Where should you put your Tippy Taps?

- Near the kitchen
- Near the bathroom or latrine
- Near where people eat

Do you use a Tippy Tap?

How can you make a Tippy Tap?

